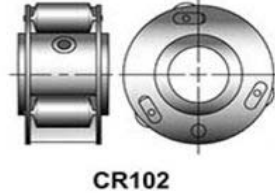
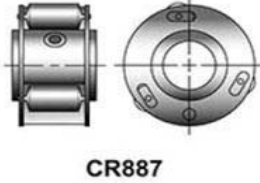
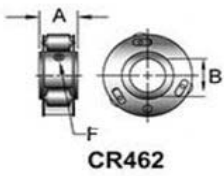
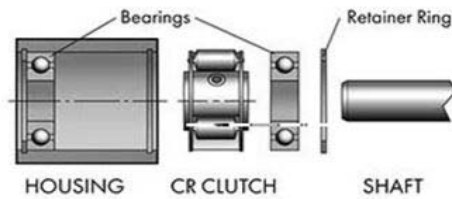
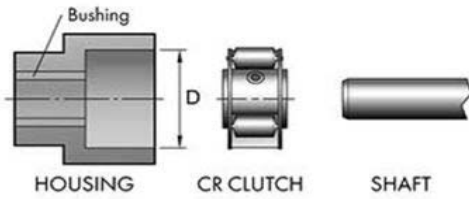


CR102



Tiny-Clutch CR102 CR-Series Roller Clutch

Specifications:

Options:

Max Torque	25 in/lbs	Bore	5/16", 3/8", 7/16", 1/2"
Max Speed	4500 rpm	Mounting	Setscrew, Keyway w/ Set Screw
Dimension A	0.61 in		
Dimension D	1.025 in		
	1.023 in		
Bearing	R8		

Tiny-Clutch | Helander Products, Inc.

www.TinyClutch.com

TinyClutch@HelanderProducts.com

860.669.7953